

Pre-Apprentice math evaluation exam *study guide*

Add the following whole numbers: Use the space on the right for your work area.

A. $3+8=$

B. $7+9=$

C. $8+5=$

D. $16+7=$

E. $82+26=$

F. $8+37+44=$

G. $56+87+98=$

H. $342+427+770=$

I. $473+563+882=$

J. $9877+5431+1123=$

Pre-Apprentice math evaluation exam *study guide*

Subtract the following whole numbers: Use the space on the right for your work area.

A. $8-4=$

B. $16-7=$

C. $76-21=$

D. $454-46=$

E. $743-317=$

F. $982-697=$

G. $1421-244=$

H. $3458-1648=$

I. $55711-4261=$

J. $98668-8968=$

Pre-Apprentice math evaluation exam *study guide*

Multiply the following whole numbers: Use the space on the right for your work area.

A. $7 \times 8 =$

B. $10 \times 7 =$

C. $55 \times 7 =$

D. $722 \times 5 =$

E. $1683 \times 6 =$

F. $79 \times 25 =$

G. $454 \times 46 =$

H. $315 \times 526 =$

I. $2144 \times 234 =$

J. $4122 \times 1323 =$

Pre-Apprentice math evaluation exam *study guide*

Divide the following whole numbers: Use the space on the right for your work area.

A. $9 \div 3 =$

B. $49 \div 7 =$

C. $819 \div 7 =$

D. $1140 \div 4 =$

E. $39 \div 3 =$

F. $198 \div 66 =$

G. $2132 \div 82 =$

H. $732 \div 122 =$

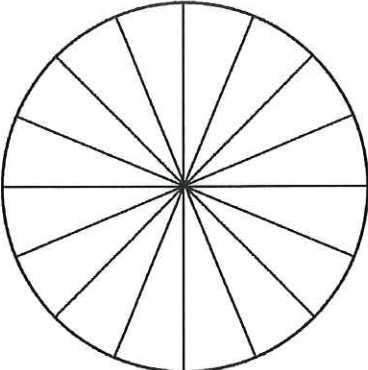
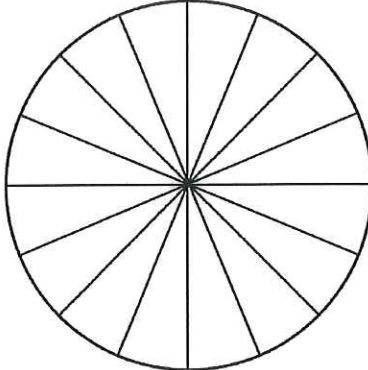
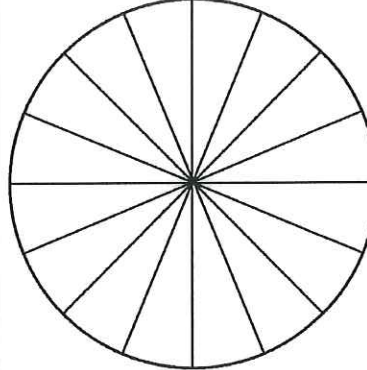
I. $5544 \div 462 =$

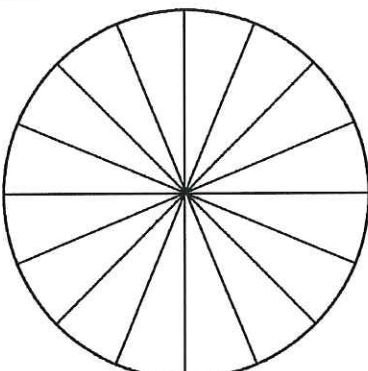
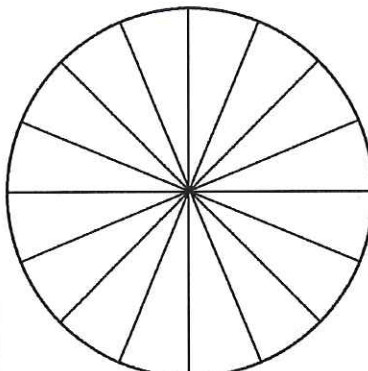
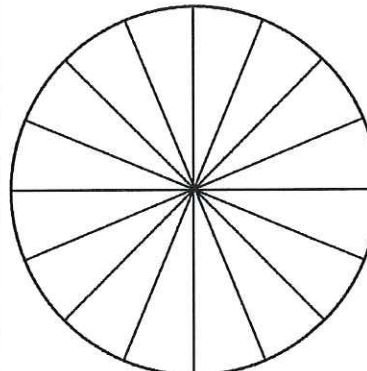
J. $8928 \div 744 =$

Pre-Apprentice math evaluation exam *study guide*

Fractions

Below are 6 circles. Using your pencil, shade the following fraction amounts in each circle using each circle for one of the fractional amounts listed.

one-eighth	one-quarter	three-eighths
		

one-half	five-eighths	fifteen-sixteenths
		

Pre-Apprentice math evaluation exam *study guide*

Adding Fractions

Add the following fractions: Use the space on the right for your work area.

A. $\frac{1}{4} + \frac{3}{8} =$

B. $\frac{5}{16} + \frac{3}{4} =$

C. $\frac{3}{4} + \frac{7}{32} =$

D. $\frac{7}{8} + \frac{7}{16} =$

E. $\frac{5}{8} + \frac{7}{32} =$

F. $\frac{7}{16} + \frac{3}{8} =$

G. $\frac{7}{16} + \frac{1}{4} =$

H. $\frac{3}{4} + \frac{25}{32} =$

Pre-Apprentice math evaluation exam *study guide*

Subtracting Fractions

Subtract the following fractions: Use the space on the right for your work area.

A. $\frac{1}{4} - \frac{1}{8} =$

B. $\frac{1}{2} - \frac{1}{16} =$

C. $\frac{3}{8} - \frac{3}{16} =$

D. $\frac{3}{4} - \frac{3}{8} =$

E. $\frac{7}{8} - \frac{3}{4} =$

F. $\frac{7}{16} - \frac{1}{4} =$

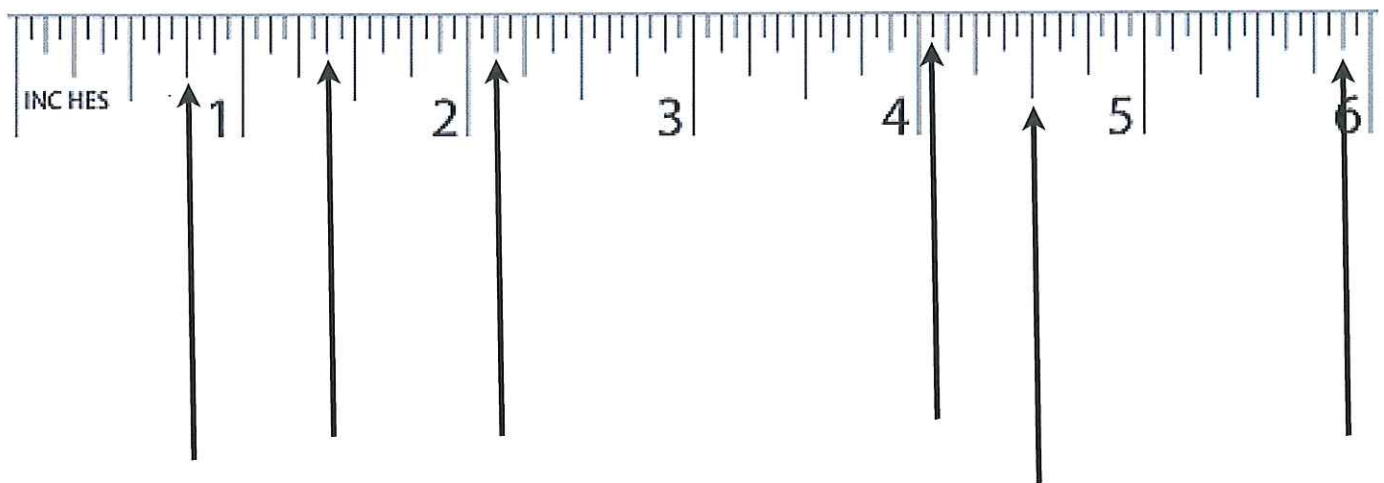
G. $\frac{5}{16} - \frac{1}{8} =$

H. $\frac{1}{2} - \frac{1}{8} =$

Pre-Apprentice math evaluation exam *study guide*

Reading a ruler

Label the marked locations on the ruler below:



Pre-Apprentice math evaluation exam *study guide*

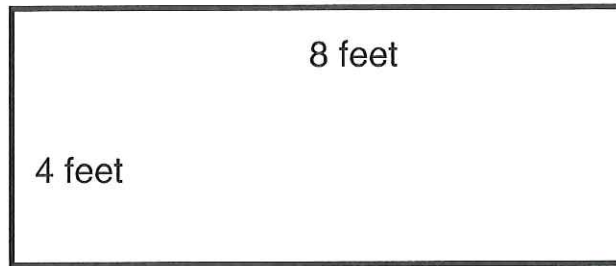
Determining perimeter and area

Calculate the perimeter **and** area of the following shapes:

A.

Area =

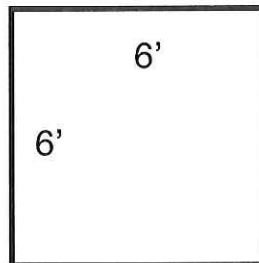
Perimeter =



B.

Area =

Perimeter =

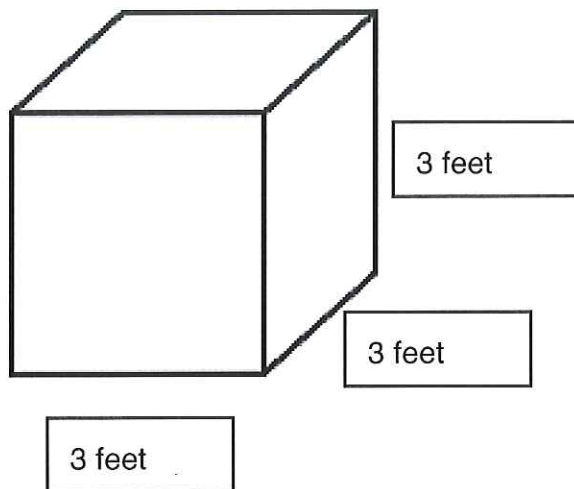


C. There are ten windows in a family room addition. Each window has 12" x 40" glass size. What is the total square footage of all ten windows?

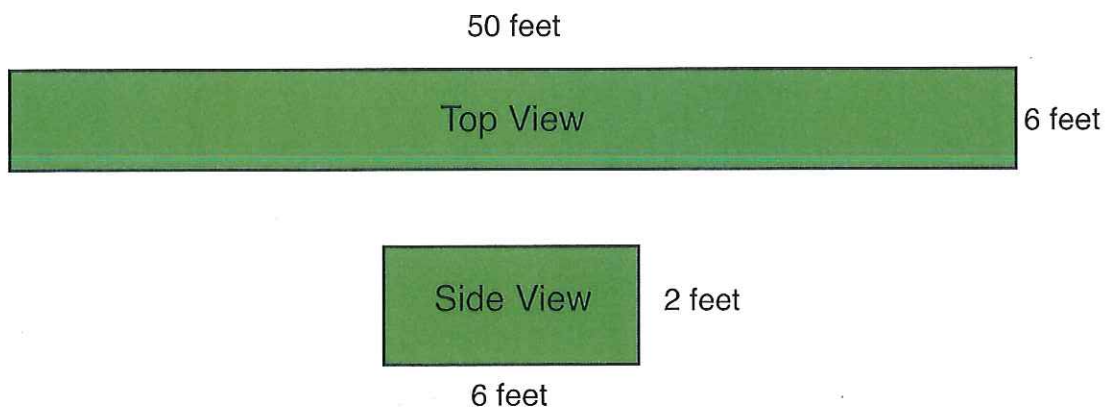
D. One sheet of plywood measures 8 feet x 4 feet. How many sheets of plywood will be necessary to cover an area that measures 25 feet x 32 feet?

Calculating Volume

A. How many cubic feet is represented in the cube below?



B. Based on the drawing below, calculate how many cubic feet will be needed to fill the space. (Bonus: How many cubic yards will be needed to fill the same space?)



Pre-Apprentice math evaluation exam *study guide*

Visualizing Shapes

Based on the two views of the shapes below, draw the **top view** in the space provided.

